

Twoja Infrastruktura IT

netf.pl

NETF, specjalizujemy się w sprzedaży zaawansowanej infrastruktury IT. Znajdą tu Państwo szeroki asortyment produktów od czołowych światowych producentów sprzętu i oprogramowania IT, w tym H3C, Huawei, Cisco, Juniper, Fortinet, a także Dell, IBM, CommVault i ESET. Dzięki współpracy z tymi renomowanymi partnerami, NETF zapewnia swoim klientom dostęp do najnowocześniejszych rozwiązań technologicznych.

**Bezpieczeństwo,
Efektywność,
Optymalizacja**



MR44 Datasheet

High Performance 802.11ax Wireless

The Cisco Meraki MR44 is a cloud-managed 2x2:2 + 4x4:4 802.11ax access point that raises the bar for wireless performance and efficiency. Designed for next-generation deployments in offices, schools, hospitals, shops, and hotels, the MR44 offers high throughput, enterprise-grade security, and simple management.

The MR44 provides a maximum of 2.7 Gbps* aggregate frame rate with concurrent 2.4 GHz and 5 GHz radios. A dedicated third radio provides real-time WIDS/WIPS with automated RF optimization, and a fourth integrated radio delivers Bluetooth scanning and beaconing.

With the combination of cloud management, high performance hardware, multiple radios, and advanced software features, the MR44 makes an outstanding platform for the most demanding of uses—including high-density deployments and bandwidth or performance-intensive applications like voice and high-definition video.



MR44 and Meraki Cloud Management

Management of the MR44 is performed through the Meraki cloud, with an intuitive browser-based interface that enables rapid deployment without time-consuming training or costly certifications. Because the MR44 is self-configuring and managed over the web, it can be deployed at a remote location in a matter of minutes, even without on-site IT staff.

24x7 monitoring via the Meraki cloud delivers real-time alerts if a network encounters problems. Remote diagnostic tools enable immediate troubleshooting over the web so that distributed networks can be managed with a minimum of hassle.

The MR44's firmware is automatically kept up to date via the cloud. New features, bug fixes, and enhancements are delivered seamlessly over the web. This

means no manual software updates to download or missing security patches to worry about.

Product Highlights

- 2x2:2 (2.4GHz) + 4x4:4 (5GHz) MU-MIMO 802.11ax
- 2.7 Gbps* dual-radio aggregate frame rate
- 24x7 real-time WIDS/WIPS and spectrum analytics via dedicated third radio
- Integrated Bluetooth Low Energy Beacon
- Integrated scanning radio
- Enhanced transmit power and receive sensitivity
- Integrated enterprise security and guest access
- Application-aware traffic shaping
- Optimized for voice and video
- Self-configuring, plug-and-play deployment
- Sleek design blends into office environments
- Full-time Wi-Fi location tracking via dedicated 3rd radio

Features

Dual-radio aggregate frame rate of up to 2.7 Gbps*

5 GHz 4x4:4 and 2.4 GHz 2x2:2 radios offer a combined dual-radio aggregate frame rate of **2.7 Gbps***, with up to **2,402 Mbps in the 5 GHz band** and **287 Mbps in the 2.4 GHz band**.

* The radio chipset supports an aggregate PHY data rate of **3.0 Gbps (2,402 Mbps in the 5 GHz band and 574 Mbps in the 2.4 GHz band)**.



Note: Achieving a 574 Mbps PHY rate in 2.4GHz requires using 40MHz channels (20 + 20 MHz channel bonding) in 2.4GHz, which Cisco Meraki does not enable because this feature is not recommendable in real-world enterprise deployments. Please review this [KB](#) to learn more.

Multi User Multiple Input Multiple Output (MU-MIMO)

With support for features of 802.11ax, the MR44 offers MU-MIMO and OFDMA for more efficient transmission to multiple clients. Especially suited to environments with numerous mobile devices, MU-MIMO enables multiple clients to receive data simultaneously. This increases the total network performance and improves the end user experience.

Dedicated third radio delivers 24x7 wireless security and RF analytics

The MR44's dedicated dual-band scanning and security radio continually assesses the environment, characterizing RF interference and containing wireless threats like rogue access points. There's no need to choose between wireless security, advanced RF analysis, and serving client data - a dedicated third radio means that all functions occur in real-time, without any impact to client traffic or AP throughput.

Bluetooth Low Energy Beacon and scanning radio

An integrated fourth Bluetooth radio provides seamless deployment of BLE Beacon functionality and effortless visibility of Bluetooth devices. The MR44 enables the next generation of location-aware applications while future proofing deployments, ensuring it's ready for any new customer engagement strategies.

Automatic cloud-based RF optimization

The MR44's sophisticated and automated RF optimization means that there is no need for the dedicated hardware and RF expertise typically required to tune a wireless network. The RF data collected by the dedicated third radio is continuously fed back to the Meraki cloud. This data is then used to automatically tune the channel selection, transmit power, and client connection settings for optimal performance under even the most challenging RF conditions.

Integrated enterprise security and guest access

The MR44 features integrated, easy-to-use security technologies to provide secure connectivity for employees and guests alike. Advanced security features such as AES hardware-based encryption and Enterprise authentication with 802.1X and Active Directory integration provide wired-like security while still being easy to configure. One-click guest isolation provides secure, Internet-only access for visitors. PCI compliance reports check network settings against PCI requirements to simplify secure retail deployments.

Enterprise Mobility Management (EMM) & Mobile Device Management (MDM) integration

Meraki Systems Manager natively integrates with the MR44 to offer automatic, context-aware security. Systems Manager's self-service enrollment helps to rapidly deploy MDM without installing additional equipment, and then dynamically tie firewall and traffic shaping policies to client posture.

Application-aware traffic shaping

The MR44 includes an integrated layer 7 packet inspection, classification, and control engine, enabling the configuration of QoS policies based on traffic type, helping to prioritize mission-critical applications while setting limits on recreational traffic like peer-to-peer and video streaming. Policies can be implemented per network, per SSID, per user group, or per individual user for maximum flexibility and control.

Voice and video optimizations

Industry standard QoS features are built-in and easy to configure. Wireless MultiMedia (WMM) access categories, 802.1p, and DSCP standards support all ensure important applications get prioritized correctly, not only on the MR44, but on other devices in the network. Unscheduled Automatic Power Save Delivery (U-APSD) and new Target Wait Time features in 802.11ax clients ensure minimal battery drain on wireless VoIP phones.

Self-configuring, self-maintaining, always up-to-date


When plugged in, the MR44 automatically connects to the Meraki cloud, downloads its configuration, and joins the appropriate network. If new firmware is required, this is retrieved by the AP and updated automatically. This ensures the network is kept up-to-date with bug fixes, security updates, and new features.

Advanced analytics

Drilling down into the details of network usage provides highly granular traffic analytics. Visibility into the physical world can be enhanced with journey tracking through location analytics. Visitor numbers, dwell time, repeat visit rates, and track trends can all be easily monitored in the dashboard and deeper analysis is enabled with raw data available via simple APIs.

Specifications

| Category | Specifications |
|----------|--|
| Radios | <ul style="list-style-type: none">2.4 GHz 802.11b/g/n/ax client access radio |



- 5 GHz 802.11a/n/ac/ax client access radio
- 2.4 GHz & 5 GHz dual-band WIDS/WIPS, spectrum analysis, & location analytics radio
- 2.4 GHz Bluetooth Low Energy (BLE) radio with Beacon and BLE scanning support
- Concurrent operation of all four radios
- Supported frequency bands (country-specific restrictions apply):
 - 2.401 - 2.484 GHz
 - 5.150 - 5.250 GHz (UNII-1)
 - 5.250-5.350 GHz (UNII-2A)
 - 5.490 - 5.730 GHz (UNII-2C)
 - 5.735 -5.825 GHz (UNII-3)

Antenna

- Internal Antenna (5.1dBi max gain at 2.4 GHz, 5.9dBi max gain at 5 GHz)

**802.11ax,
802.11ac Wave 2
and 802.11n
Capabilities**


- DL-OFDMA**, UL-OFDMA**, TWT support**, BSS Coloring**
- 2.4GHz: 2 x 2 multiple input, multiple output (MIMO) with two spatial streams
- 5GHz: 4 x 4 multiple input, multiple output (MIMO) with four spatial streams
- SU-MIMO, UL MU-MIMO** and DL MU-MIMO support
- Maximal ratio combining (MRC) & beamforming
- 20 and 40 MHz* channels (802.11n); 20, 40*, and 80 MHz channels (802.11ac Wave 2); 20, 40* and 80 MHz channels (802.11ax)

 **Note:** *40MHz channels are supported only in the 5GHz band.

- Up to 1024-QAM on both 2.4 GHz & 5 GHz bands
- Packet aggregation

Power

- Power over Ethernet: 42.5 - 57 V (802.3at) or 37 - 57 V (802.3af) - low power mode **
- Alternative: 12 V DC input
- Power consumption: 30W max (802.3at) or 15W max (802.3af) - low power mode **
- Power over Ethernet injector and DC adapter sold separately

 **Note:** Actual power consumption may vary depending on the AP usage.



In low power mode, MR44 will do the following:

1. Downshift its Ethernet uplink speed from 2.5 Gbps to 1 Gbps
2. Transition from 4x4:4 to 2x2:2 in 5GHz
3. Disable its dedicated IoT (previously known as BLE) radio
4. Disable its dedicated Scanning Radio
5. Reduce the max Tx power



Warning: Please ensure that MR44 is connected to an **802.3at-capable (PoE+) switch/power injector** during the initial installation **OR** ensure that the network the MR44 is added to is set to **MR 27.6** or newer firmware.

This is because the default MR44 firmware image has support for the low-power mode, however, **MR 27.5/27.5.1 or lower firmware does not have low power mode support.** Using 802.3af switch/power injector with MR44 set to 27.5/27.5.1 or lower firmware might result in unexpected behaviors including but not limited to reboots or degraded performance.

Due to the reasons stated above, please **do not** downgrade the network with MR44 APs to 27.5/27.5.1 or lower firmware if they are being powered on by 802.3af (PoE) switch/power injector.

Interfaces

- 1x 100/1000/2.5G BASE-T Ethernet (RJ45)
- 1x DC power connector (5.5 mm x 2.5 mm, center positive)

Mounting

- All standard mounting hardware included
- Desktop, ceiling, and wall mount capable
- Ceiling tile rail (9/16, 15/16 or 1 1/2" flush or recessed rails), assorted cable junction boxes
- Bubble level on the mounting cradle for accurate horizontal wall mounting

Physical Security

- Two security screw options (included) (13.5 mm long and 2.5 mm diameter and 5 mm head)
- Kensington lock hard point
- Concealed mount plate with anti-tamper cable bay

Environment

- Operating altitude: Up to 40,000 feet (12,192 meters)
- Operating temperature: 32 °F to 104 °F (0 °C to 40 °C)
- Humidity: 5 to 95% non-condensing

Reliability

- Mean Time Between Failure (MTBF): 500,000 hours at +25°C operating temperature

| | |
|----------------------------|---|
| Physical Dimensions | <ul style="list-style-type: none"> • 12.05" × 5.06" × 1.74" (30.6 cm × 12.84 cm × 4.43 cm), not including desk mount feet or mount plate • Weight: 26.07 oz (739 g) |
| Security | <ul style="list-style-type: none"> • Integrated Layer 7 firewall with mobile device policy management • Real-time WIDS/WIPS with alerting and automatic rogue AP containment with Air Marshal • Flexible guest access with device isolation • VLAN tagging (802.1q) and tunneling with IPsec VPN • PCI compliance reporting • WEP***, WPA, WPA2-PSK, WPA2-Enterprise with 802.1X, WPA3 - Personal**, WPA3 - Enterprise**, WPA3 - Enhanced Open (OWE)** • EAP-TLS, EAP-TTLS, EAP-MSCHAPv2, EAP-SIM • TKIP and AES encryption • Enterprise Mobility Management (EMM) & Mobile Device Management (MDM) integration • Cisco ISE integration for Guest access and BYOD Posturing |
| Quality of Service | <ul style="list-style-type: none"> • Advanced Power Save (U-APSD) • WMM Access Categories with DSCP and 802.1p support • Layer 7 application traffic identification and shaping |
| Mobility | <ul style="list-style-type: none"> • PMK, OKC, & 802.11r for fast Layer 2 roaming • Distributed or centralized layer 3 roaming |
| Analytics | <ul style="list-style-type: none"> • Embedded location analytics reporting and device tracking • Global L7 traffic analytics reporting per network, per device, & per application |
| LED Indicators | <ul style="list-style-type: none"> • 1 power/booting/firmware upgrade status |
| Regulatory | <ul style="list-style-type: none"> • RoHS • For additional country-specific regulatory information, please contact Meraki sales |
| Warranty | <ul style="list-style-type: none"> • Indoor access point • Lifetime hardware warranty with advanced replacement included |

Ordering Information

- MR44-HW: Meraki MR44 Cloud Managed 802.11ax AP
- MA-PWR-30W-XX: Meraki AC Adapter for MR Series (XX = US/EU/UK/AU)
- MA-INJ-4: Meraki MR 802.3at PoE Injector (Power Cord Not Included)
- MA-INJ-6: Meraki MR MultiGigabit 802.3bt Injector (Power Cord Not Included)
- Note: Meraki access point license required.



** features can be enabled via future firmware updates

Compliance and Standards


| Category | Standards |
|-------------------------|---|
| IEEE Standards | <ul style="list-style-type: none">• 802.11a, 802.11ac, 802.11ax, 802.11b, 802.11e, 802.11g, 802.11h, 802.11i, 802.11k, 802.11n, 802.11r, and 802.11u*** |
| Safety Approvals | <ul style="list-style-type: none">• CSA and CB 60950 & 62368• Conforms to UL 2043 (Plenum Rating) |
| Radio Approvals | <ul style="list-style-type: none">• Canada: FCC Part 15C, 15E, RSS-247• Europe: EN 300 328, EN 301 893• Australia/NZ: AS/NZS 4268• Mexico: IFT, NOM-208• Taiwan: NCC LP0002• For additional country-specific regulatory information, please contact Meraki Sales |
| EMI Approvals (Class B) | <ul style="list-style-type: none">• Canada: FCC Part 15B, ICES-003• Europe: EN 301 489-1-17, EN 55032, EN 55024• Australia/NZ: CISPR 22• Japan: VCCI |
| Exposure Approvals | <ul style="list-style-type: none">• Canada: FCC Part 2, RSS-102• Europe: EN 50385, EN 62311, EN 62479• Australia/NZ: AS/NZS 2772 |




*** feature can be enabled for required networks

Context and Comparisons

802.11ax, 802.11ac Wave 2 and 802.11n Capabilities

| MR36 | MR44 | MR46 | MR56 |
|--|---|---|--|
| DL-OFDMA**, UL-OFDMA**, TWT support**, BSS coloring** | DL-OFDMA**, UL-OFDMA**, TWT support**, BSS coloring** | DL-OFDMA**, UL-OFDMA**, TWT support**, BSS coloring** | DL-OFDMA**, UL-OFDMA**, TWT support**, BSS coloring** |
| 2 x 2 multiple input, multiple output (MIMO) with two spatial streams | 2.4GHz: 2 x 2 multiple input, multiple output (MIMO) with two spatial streams 5GHz: 4 x 4 multiple input, multiple output (MIMO) with four spatial streams | 4 x 4 multiple input, multiple output (MIMO) with four spatial streams | 8 x 8 multiple input, multiple output (MIMO) with eight spatial streams on 5 GHz 4 x 4 multiple input, multiple output (MIMO) with eight spatial streams on 2.4 GHz |
| Maximal ratio combining (MRC) & beamforming | Maximal ratio combining (MRC) & beamforming | Maximal ratio combining (MRC) & beamforming | Maximal ratio combining (MRC) & beamforming |
| SU-MIMO, UL MU-MIMO** and DL MU-MIMO support | SU-MIMO, UL MU-MIMO** and DL MU-MIMO support | SU-MIMO, UL MU-MIMO** and DL MU-MIMO support | SU-MIMO, UL MU-MIMO** and DL MU-MIMO support |
| 20 and 40 MHz* channels (802.11n); 20, 40*, and 80 MHz channels (802.11ac Wave 2); 20, 40* and 80 MHz channels (802.11ax) | 20 and 40 MHz* channels (802.11n); 20, 40*, and 80 MHz channels (802.11ac Wave 2); 20, 40* and 80 MHz channels (802.11ax) | 20 and 40 MHz* channels (802.11n); 20, 40*, and 80 MHz channels (802.11ac Wave 2); 20, 40* and 80 MHz channels (802.11ax) | 20 and 40 MHz* channels (802.11n); 20, 40*, and 80 MHz channels (802.11ac Wave 2); 20, 40* and 80 MHz channels (802.11ax) |
| <p> Note: *40MHz channels are supported only in the 5GHz band.</p> | | | |
| Up to 1024-QAM on both 2.4 GHz & 5 GHz bands | Up to 1024-QAM on both 2.4 GHz & 5 GHz bands | Up to 1024-QAM on both 2.4 GHz & 5 GHz bands | Up to 1024-QAM on both 2.4 GHz & 5 GHz bands |
| Packet aggregation | Packet aggregation | Packet aggregation | Packet aggregation |

Power

 **Note:** Actual power consumption may vary depending on the AP usage.

| MR36 | MR44 | MR46 | MR56 |
|------|------|------|------|
|------|------|------|------|

| | | | |
|---|--|---|---|
| Power over Ethernet: 37 - 57 V (802.af compliant) | Power over Ethernet: 42.5 - 57 V (802.3at) or 37 - 57 V (802.3af) - low power mode ** | Power over Ethernet: 42.5 - 57 V (802.3at compliant) | Power over Ethernet: 42.5 - 57 V (802.3at compliant) |
| Alternative: 12 V DC input | Alternative: 12 V DC input | Alternative: 12 V DC input | Alternative: 12 V DC input |
| Power consumption: 15W max (802.3af) | Power consumption: 30W max (802.3at) or 15W max (802.3af) - low power mode ** | Power consumption: 30W max (802.3at required) | Power consumption: 30W max (802.3at required) |
| Power over Ethernet injector and DC adapter sold separately | Power over Ethernet injector and DC adapter sold separately | Power over Ethernet injector and DC adapter sold separately | Power over Ethernet injector and DC adapter sold separately |

 ** features can be enabled via future firmware updates

Interfaces

| MR36 | MR44 | MR46 | MR56 |
|--|--|--|--|
| 1x 10/100/1000 BASE-T Ethernet (RJ45) | 1x 100/1000/2.5G BASE-T Ethernet (RJ45) | 1x 100/1000/2.5G BASE-T Ethernet (RJ45) | 1x 100/1000/2.5G/5G BASE-T Ethernet (RJ45) |
| 1x DC power connector (5.5 mm x 2.5 mm, center positive) | 1x DC power connector (5.5 mm x 2.5 mm, center positive) | 1x DC power connector (5.5 mm x 2.5 mm, center positive) | 1x DC power connector (5.5 mm x 2.5 mm, center positive) |

Physical Dimensions

| MR36 | MR44 | MR46 | MR56 |
|--|---|---|--|
| 9.84" x 4.72" x 1.42" (25 cm x 12 cm x 3.6 cm), not including desk mount feet or mount plate | 12.05" x 5.06" x 1.74" (30.6 cm x 12.84 cm x 4.43 cm), not including desk mount feet or mount plate | 12.05" x 5.06" x 1.74" (30.6 cm x 12.84 cm x 4.43 cm), not including desk mount feet or mount plate | 12.83" x 5.54" x 1.76" (32.6 cm x 14.079 cm x 4.47 cm), not including desk mount feet or mount plate |
| Weight: 17.35 oz (492 g) | Weight: 26.07 oz (739 g) | Weight: 28.22 oz (800 g) | Weight: 35.27 oz (1 kg) |

RF Performance Table

2.4 GHz

| Operating Band | Operating Mode | Data Rate | TX Power (conducted) | RX Sensitivity |
|----------------|----------------|-----------|----------------------|----------------|
| 2.4 GHz | 802.11b | 1 Mb/s | 18 | -99.0 |
| | | 2 Mb/s | 18 | -97.0 |
| | | 5.5 Mb/s | 18 | -95.0 |
| | | 11 Mb/s | 18 | -92.0 |
| 2.4 GHz | 802.11g | 6 Mb/s | 18 | -95.0 |
| | | 9 Mb/s | 18 | -94.0 |
| | | 12 Mb/s | 18 | -93.0 |
| | | 18 Mb/s | 18 | -91.0 |
| | | 24 Mb/s | 16 | -87.0 |
| | | 36 Mb/s | 16 | -84.0 |
| | | 48 Mb/s | 16 | -80.0 |
| | | 54 Mb/s | 16 | -79.0 |
| 2.4 GHz | 802.11n (HT20) | MCS0 | 18 | -95.0 |
| | | MCS1 | 18 | -92.0 |
| | | MCS2 | 18 | -90.0 |

| Operating Band | Operating Mode | Data Rate | TX Power (conducted) | RX Sensitivity |
|----------------|------------------|-----------|----------------------|----------------|
| | | MCS3 | 18 | -87.0 |
| | | MCS4 | 18 | -84.0 |
| | | MCS5 | 16 | -79.0 |
| | | MCS6 | 16 | -78.0 |
| | | MCS7 | 16 | -76.0 |
| 2.4 GHz | 802.11ac (VHT20) | MCS0 | 18 | -95.0 |
| | | MCS1 | 18 | -92.0 |
| | | MCS2 | 18 | -90.0 |
| | | MCS3 | 18 | -87.0 |
| | | MCS4 | 18 | -84.0 |
| | | MCS5 | 16 | -80.0 |
| | | MCS6 | 16 | -78.0 |
| | | MCS7 | 16 | -77.0 |
| | | MCS8 | 14 | -72.0 |
| 2.4 GHz | 802.11ax (HE20) | MCS0 | 18 | -95.0 |
| | | MCS1 | 18 | -93.0 |
| | | MCS2 | 18 | -91.0 |
| | | MCS3 | 18 | -88.0 |

| Operating Band | Operating Mode | Data Rate | TX Power (conducted) | RX Sensitivity |
|----------------|----------------|-----------|----------------------|----------------|
| | | MCS4 | 18 | -85.0 |
| | | MCS5 | 16 | -80.0 |
| | | MCS6 | 16 | -79.0 |
| | | MCS7 | 16 | -78.0 |
| | | MCS8 | 14 | -73.0 |
| | | MCS9 | 14 | -72.0 |
| | | MCS10 | 13 | -68.0 |
| | | MCS11 | 13 | -67.0 |

5 GHz

| Operating Band | Operating Mode | Data Rate | TX Power (conducted) | RX Sensitivity |
|----------------|----------------|-----------|----------------------|----------------|
| 5 GHz | 802.11a | 6 Mb/s | 18.0 | -93.0 |
| | | 9 Mb/s | 18.0 | -92.0 |
| | | 12 Mb/s | 18.0 | -91.0 |
| | | 18 Mb/s | 18.0 | -89.0 |
| | | 24 Mb/s | 16.0 | -85.0 |
| | | 36 Mb/s | 16.0 | -82.0 |

| Operating Band | Operating Mode | Data Rate | TX Power (conducted) | RX Sensitivity |
|----------------|----------------|-----------|----------------------|----------------|
| | | 48 Mb/s | 16.0 | -78.0 |
| | | 54 Mb/s | 16.0 | -77.0 |
| 5 GHz | 802.11n (HT20) | MCS0 | 18.0 | -93.0 |
| | | MCS1 | 18.0 | -91.0 |
| | | MCS2 | 18.0 | -88.0 |
| | | MCS3 | 18.0 | -85.0 |
| | | MCS4 | 18.0 | -82.0 |
| | | MCS5 | 16.0 | -78.0 |
| | | MCS6 | 16.0 | -76.0 |
| | | MCS7 | 16.0 | -75.0 |
| 5 GHz | 802.11n (HT40) | MCS0 | 18.0 | -91.0 |
| | | MCS1 | 18.0 | -88.0 |
| | | MCS2 | 18.0 | -86.0 |
| | | MCS3 | 18.0 | -82.0 |
| | | MCS4 | 18.0 | -79.0 |
| | | MCS5 | 16.0 | -75.0 |
| | | MCS6 | 16.0 | -74.0 |
| | | MCS7 | 16.0 | -73.0 |

| Operating Band | Operating Mode | Data Rate | TX Power (conducted) | RX Sensitivity |
|----------------|------------------|-----------|----------------------|----------------|
| 5 GHz | 802.11ac (VHT20) | MCS0 | 18.0 | -93.0 |
| | | MCS1 | 18.0 | -91.0 |
| | | MCS2 | 18.0 | -88.0 |
| | | MCS3 | 18.0 | -85.0 |
| | | MCS4 | 18.0 | -82.0 |
| | | MCS5 | 16.0 | -78.0 |
| | | MCS6 | 16.0 | -77.0 |
| | | MCS7 | 16.0 | -75.0 |
| 5 GHz | 802.11ac (VHT40) | MCS8 | 14.0 | -70.0 |
| | | MCS0 | 18.0 | -91.0 |
| | | MCS1 | 18.0 | -88.0 |
| | | MCS2 | 18.0 | -86.0 |
| | | MCS3 | 18.0 | -83.0 |
| | | MCS4 | 18.0 | -80.0 |
| | | MCS5 | 16.0 | -76.0 |
| | | MCS6 | 16.0 | -74.0 |
| MCS7 | 16.0 | -73.0 | | |
| MCS8 | 14.0 | -68.0 | | |

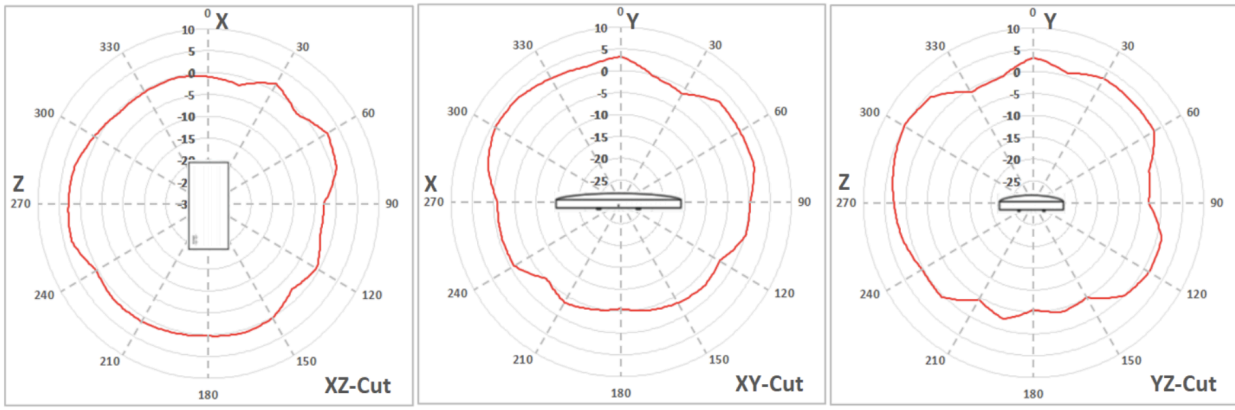
| Operating Band | Operating Mode | Data Rate | TX Power (conducted) | RX Sensitivity |
|----------------|------------------|-----------|----------------------|----------------|
| | | MCS9 | 14.0 | -67.0 |
| 5 GHz | 802.11ac (VHT80) | MCS0 | 18.0 | -88.0 |
| | | MCS1 | 18.0 | -85.0 |
| | | MCS2 | 18.0 | -83.0 |
| | | MCS3 | 18.0 | -79.0 |
| | | MCS4 | 18.0 | -76.0 |
| | | MCS5 | 16.0 | -72.0 |
| | | MCS6 | 16.0 | -70.0 |
| | | MCS7 | 16.0 | -69.0 |
| | | MCS8 | 14.0 | -64.0 |
| | | MCS9 | 14.0 | -63.0 |
| 5 GHz | 802.11ax (HE20) | MCS0 | 18.0 | -93.0 |
| | | MCS1 | 18.0 | -92.0 |
| | | MCS2 | 18.0 | -89.0 |
| | | MCS3 | 18.0 | -86.0 |
| | | MCS4 | 18.0 | -83.0 |
| | | MCS5 | 16.0 | -78.0 |
| | | MCS6 | 16.0 | -77.0 |

| Operating Band | Operating Mode | Data Rate | TX Power (conducted) | RX Sensitivity |
|----------------|-----------------|-----------|----------------------|----------------|
| | | MCS7 | 16.0 | -76.0 |
| | | MCS8 | 14.0 | -71.0 |
| | | MCS9 | 14.0 | -70.0 |
| | | MCS10 | 13.0 | -66.0 |
| | | MCS11 | 13.0 | -64.0 |
| 5 GHz | 802.11ax (HE40) | MCS0 | 18.0 | -91.0 |
| | | MCS1 | 18.0 | -89.0 |
| | | MCS2 | 18.0 | -87.0 |
| | | MCS3 | 18.0 | -84.0 |
| | | MCS4 | 18.0 | -80.0 |
| | | MCS5 | 16.0 | -76.0 |
| | | MCS6 | 16.0 | -75.0 |
| | | MCS7 | 16.0 | -74.0 |
| | | MCS8 | 14.0 | -69.0 |
| | | MCS9 | 14.0 | -68.0 |
| | | MCS10 | 13.0 | -64.0 |
| | | MCS11 | 13.0 | -62.0 |
| 5 GHz | 802.11ax (HE80) | MCS0 | 18.0 | -89.0 |

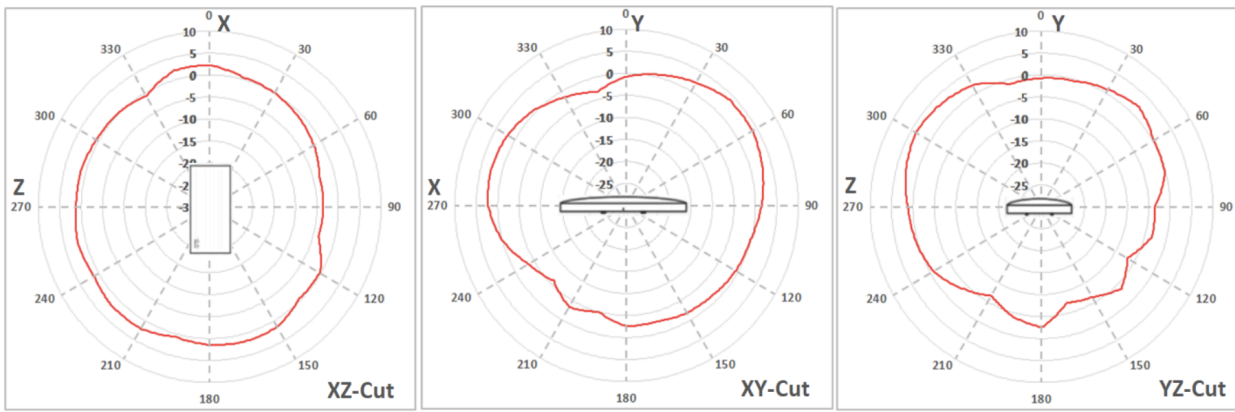
| Operating Band | Operating Mode | Data Rate | TX Power (conducted) | RX Sensitivity |
|----------------|----------------|-----------|----------------------|----------------|
| | | MCS1 | 18.0 | -87.0 |
| | | MCS2 | 18.0 | -84.0 |
| | | MCS3 | 18.0 | -81.0 |
| | | MCS4 | 18.0 | -78.0 |
| | | MCS5 | 16.0 | -74.0 |
| | | MCS6 | 16.0 | -73.0 |
| | | MCS7 | 16.0 | -71.0 |
| | | MCS8 | 14.0 | -67.0 |
| | | MCS9 | 14.0 | -65.0 |
| | | MCS10 | 13.0 | -61.0 |
| | | MCS11 | 13.0 | -59.0 |

Signal Coverage Patterns

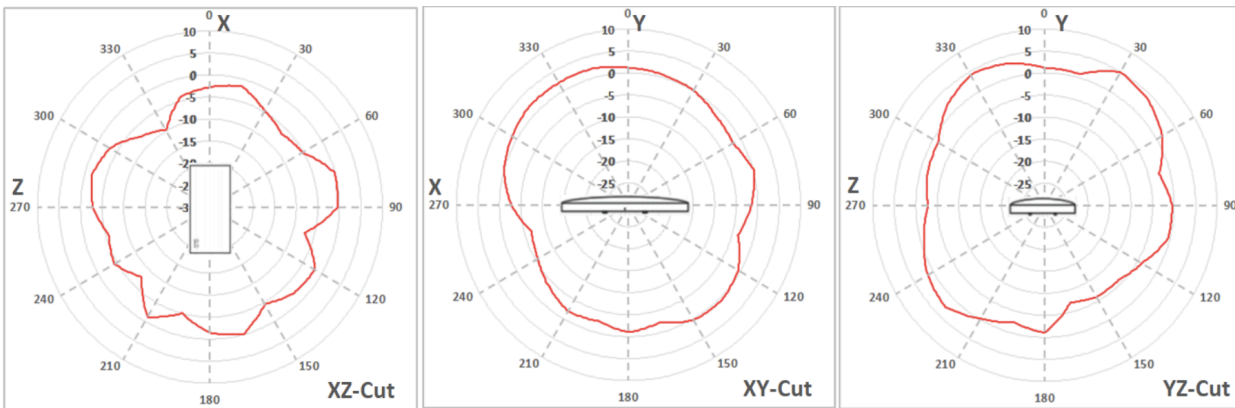
5 GHz - Wireless



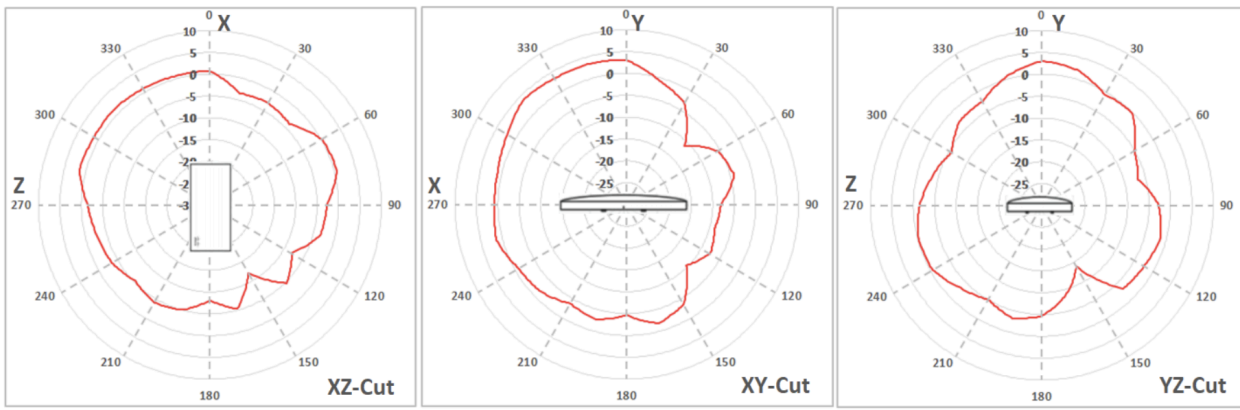
2.4 GHz - Wireless



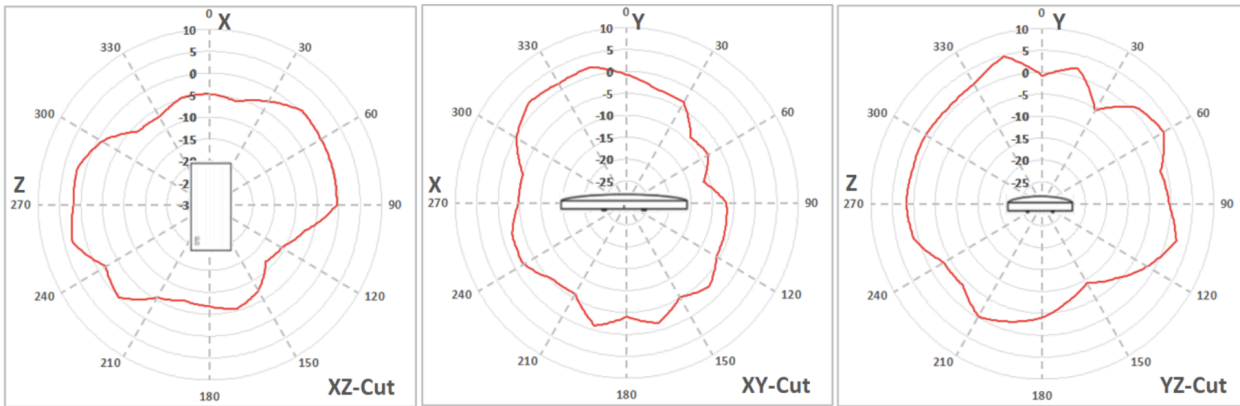
2.4 GHz - Bluetooth



2.4GHz - Scanning



5 GHz - Scanning



Installation Guide

For instructions on how to install and configure MR44 access points please refer to the [MR44 Installation Guide](#)