

Twoja Infrastruktura IT

netf.pl

NETF, specjalizujemy się w sprzedaży zaawansowanej infrastruktury IT. Znajdą tu Państwo szeroki asortyment produktów od czołowych światowych producentów sprzętu i oprogramowania IT, w tym H3C, Huawei, Cisco, Juniper, Fortinet, a także Dell, IBM, CommVault i ESET. Dzięki współpracy z tymi renomowanymi partnerami, NETF zapewnia swoim klientom dostęp do najnowocześniejszych rozwiązań technologicznych.

**Bezpieczeństwo,
Efektywność,
Optymalizacja**



XV2-22H Wi-Fi 6 Wall Plate Access Point

802.11ax, Dual-Radio, 2x2, with Multi-Function Ethernet Ports

XV2-22H Quick Look

Cambium Networks Wi-Fi 6 wall plate access points (AP) put personal Wi-Fi in the room where people and devices connect. Designed for discreet installation on a flat wall surface or over a wiring box.

- Wall plate 802.11ax, 2x2
- 3 x GbE Ethernet, one with PoE out
- RJ45 electrical pass-through ports
- BLE/Zigbee/Thread/Matter
- Limited lifetime warranty



Cloud-Managed Access

cnMaestro™ X is a simple, yet sophisticated cloud-first, next-generation network management solution for Cambium Networks wireless and wired solutions. cnMaestro X offers elastic scalability and single-pane-of-glass management to deliver secure, end-to-end network and wireless lifecycle management with zero-touch provisioning, monitoring and troubleshooting capabilities. It simplifies operations and ongoing maintenance.

- Single console for your entire Cambium network – Wi-Fi, Switching, Security/SD-WAN, Fixed Wireless, Fiber
- Simple and easy-to-navigate user interface for fast time to productivity
- Powerful troubleshooting tools for drill-down and rapid problem resolution
- Flexible integration via APIs and webhooks for third-party extensibility and customization
- Includes Cambium Care Pro software support with 24x7 L2 engineer access and all software updates for cnMaestro and managed devices

Do-Not-Disturb Hotel Design

Many hotel guests connect to Wi-Fi before turning on the TV. Wi-Fi is a must-have to stay connected with coworkers, family, and social media. With the XV2-22H wall plate AP, guests will be delighted with a perfect connection to all their devices. Customize the cloud-managed guest access with a fully configurable cloud portal, point-and-click interface, or integration with third-party portals.

Designed for Fast Installation

Quickly install the XV2-22H over a standard wiring box or to other boxes and surfaces using the optional mounting adapters. The XV2-22H has 3 gigabit Ethernet ports. All ports support 802.1Q VLANs, IGMP, switched virtual interface layer 3 routing, DHCP, and firewall. Deliver 10 watts of operating power to an external device, such as a VoIP phone, an in-room IoT hub, or even another AP. VLAN and IP segmentation allows secure connections to a TV set-top box, laptop, printer, or any networked device.

IoT Ready

The integrated 802.15.4 multi-functional radio supports either BLE, Zigbee, or Thread. Easily integrate with popular Zigbee-based door access control systems or temperature control, or enable BLE for close point of presence location services.

XV2-22H Wi-Fi 6 Indoor Wall Plate Access Point

| Access Point Specifications | | | |
|-----------------------------|--------------------------------------------------------------------------------------------------------------------------------------------------------------------------------|--------------------------------------|-------------------------------------------------------------------------------------------------------------------------------------|
| Radios | 1 x 5 GHz radio 802.11ax Wi-Fi 6, 2x2:2 1 x 2.4 GHz 802.11ax Wi-Fi 6, 2x2:2 1 x 802.15.4 or 1 x 802.15.1 IoT transceiver, multi-protocol SU-MIMO / MU-MIMO: 2 streams | Power | 802.3af or 802.3at powered device Typical load, no power out: 10W Typical load, with 10W power out: 20W |
| Wi-Fi | 802.11 a/b/g/n/ac/ax | Dimensions | 160 mm x 105 mm x 32 mm (6.3 in x 4.1 in x 1.26 in) |
| SSID Security | WPA3-SAE (AES), WPA3-Enterprise, WPA2 (CCMP, AES, 802.11i), WPA2 Enterprise (802.1x/EAP), OSEN, OWE, Open | Weight | 417 g (0.92 lb) |
| Max PHY Rate | 5 GHz radio 2402 Mbps 2.4 GHz radio 573.5 Mbps | Mount Options | Standard wiring, junction or other box |
| Ports | 1 x GE WAN 2 x GE LAN PoE out (up to 10W) | Security | Kensington lock slot, secure bracket |
| USB port | No | Ambient Operation Temperature | 0°C to 40°C (32°F to 104°F) |
| Antenna gain | Internal omni-directional 2.4 GHz: 4.47 dBi 5 GHz: 5.56 dBi IoT Antenna Gain: 5.18 dBi | Storage Temperature | -40°C to 70°C (-40°C to 158°F) |
| Max EIRP* | 2.4 GHz: 30 dBm 5 GHz: 28 dBm | Humidity | 95% RH non-condensing |
| US-FCC | Ch 1–11, 36–64, 100–144, 149–165 | MTBF | 3,648,451 hours @ 25°C 2,125,972 hours @ 40°C |
| ISED Canada | Ch 1–11, 36–64, 100–116, 149–165 | LEDs | Multi-color status LEDs, dimmable, on/off |
| EU-ETSI* | Ch 1–13, 36–64, 100–140, 149–173 | Certifications (Compliance) | 802.11u, HotSpot 2.0, Passpoint 3.0, 802.11 a/b/e/g/i/k/n/r/u/v/w/ac/ax, PP2.0, FCC, IC, ETSI, CE, EN 60601-1-2, IEC60950, IEC62368 |
| ROW* | Ch 1–13, 36–64, 100–144, 149–177 | | |

*Individual country limits apply. Please contact sales for country-specific regulations.

Standards

| | |
|------------------------|--------------------------------------------------------------------------------------------------------------------------------------------------------------------------------------------------------------------------------------------------------------------------------------|
| Wi-Fi Protocols | VHT MCS rates, 16/64/256/1024-QAM, 20/40/80/160 MHz TWT, Long OFDM Symbol, Transmit beamforming, Airtime Fairness, AMSDU, AMPDU, RIFS, STBC, LDPC, MIMO Power Save, MRC, BPSK, QPSK, CCK, DSSS, OFDM, OFDMA, UL/DL MU-MIMO IEEE 802.11 a/ac/ax/b/d/e/g/h/i/k/n/r/u/v/w |
|------------------------|--------------------------------------------------------------------------------------------------------------------------------------------------------------------------------------------------------------------------------------------------------------------------------------|

XV2-22H Wi-Fi 6 Indoor Wall Plate Access Point

Network Specifications

| | | | |
|---------------------------------------------------------|-----------------------------------------------------------------------------------------------------------------------------------------------------------------------------------------------------------------------------------------------------------------------------------------------------------------------------------------------------------------------------------------------------------------------------------------------------------------------------------------------------------------------------------------------------------------------------------------------------------|------------------------------|------------------------------------------------------------------------------------------------------------------------------------------------------------------------------------------------------------------------------------------------|
| Operational Modes | Controller-less standalone cloud-managed cnMaestro, VM | RF Management | Multi-modal RF optimization supporting Auto-RF for dynamic channel selection and dynamic power adjustment configured via cnMaestro, performed in the intelligent edge AP RF monitor with channel utilization/packet error rate/interference |
| WLAN | 128 concurrent clients per radio, 256 per AP 16 SSID per AP | Band Steering | Yes |
| Security, Authentication Encryption | Open, WPA2-AES with PSK, ePSK and Enterprise WPA3 with PSK (WPA3-SAE), ePSK, Enterprise, Enterprise-CNSA, OWE (Enhanced Open) OSEN and PMF (802.11 W) MAC authentication with local database or external database using RADIUS protocol 802.1X with EAP-TTLS, EAP-TLS / MSCHAPv2, PEAPv0 / PEAPv1 / EAP-PEAP / EAP-SIM/AKA/AKA'/FAST MAC auth fallback to guest portal Hotspot WEB authentication | Mesh | Multi-hop (2), either band |
| Wi-Fi Quality of Service | 802.11e / WMM (packet marking either with 802.1p or IP DSCP), WMM-PS, U-APSD Multicast to unicast conversion | Scheduled WLAN | On/off by day, week, time of day |
| Service Availability | Critical network resource monitor with SSID shutdown | Data Limit | Client bitrate/time/throughput limit per SSID |
| Fast Roaming | 802.11k/r/v, OKC, cnMaestro-assisted roam | Network | TCP connection log, NAT logging firewall, DHCP server, DHCP Relay option 82, VLAN pooling, RADIUS attribute, VID VLAN per SSID per user, ePSK with VLAN assignment per PSK LLDP, IGMP v1, v2 |
| Guest Access/ Captive Portal Service (EasyPass)* | cnMaestro-hosted EasyPass portal Multiple authentication methods supported to on-board guest user: <ul style="list-style-type: none"> Radius-based authentication Click-through with simple terms and conditions acceptance Social login using Google®, Facebook® SMS-based authentication (X) Voucher-based access Microsoft® Azure AD and Google Workspace® (X) Sponsored guest access (X) Self-registration access (X) cnMaestro API support for external captive portal integration 802.11u, HotSpot 2.0 | Network Tools | Wired and wireless remote packet capture, logging, WAN speed test, ZapD, remote network connectivity tools |
| Accounting | RADIUS accounting, load balancing AAA servers, Dynamic Authorization COA, DM | Tunnel | L2TPv2, L2GRE, PPPoE |
| API | RESTful management and statistics API via cnMaestro X, Presence location push APIs | IP | IPv4, IPv6 |
| | | VLAN | 802.11Q, max 4096 |
| | | Management Interfaces | HTTP/HTTPS web interface, SSH, Telnet |
| | | Security | Rogue AP detection and termination (X), WIDs/WIPs, DoS protection L2–L7 firewall with application visibility (X) & control (X), DNS based access control (X) ACL and AirCleaner tools |
| | | Services | Wi-Fi Calling control, NTP, Syslog, DNS proxy, SNMP traps, SNMPv1, SNMPv2c, SNMPv3, TCP and DNS logging |

* X Features available under cnMaestro X

XV2-22H Wi-Fi 6 Indoor Wall Plate Access Point

Management



cnMaestro uses a distributed intelligence architecture with cloud-first management and edge-intelligent APs that self-optimize for the RF environment. cnMaestro delivers a single pane-of-glass management for Cambium broadband fixed wireless, cnMatrix Ethernet Switches, enterprise-grade Wi-Fi APs, NSE Service Edge, and residential service provider routers.

cnMaestro can be deployed on cloud or on-premises via a virtual machine.

To serve a growing market for advanced management and services functionality, Cambium Networks offers cnMaestro in two management tiers:

cnMaestro X

Paid subscription that includes:

- Advanced device management capabilities
- Deep packet inspection (DPI) application visibility and Control for 2,400+ apps
- RESTful management and statistics API
- Presence location push APIs
- Graphic reports
- Webhooks
- Cambium Care Pro for 24x7 technical support
- Accelerated access to L2 engineers and regular software updates

Assists

- Assesses the network's configuration and identifies weak security settings and proposes a fix to ensure the network configuration is up to the top security industry standards

cnMaestro Essentials

License-free cloud management that delivers a disruptive total cost of ownership (TCO) for organizations of all sizes. Includes EasyPass for OneClick or voucher-based connection as well as WiFi4EU access.

X Assurance

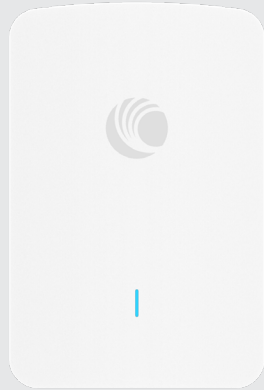
- Helps to quickly identify network-wide connectivity issues by isolating every element of the client's lifecycle, either radio or network related
- Gives an overview quality index of the network and highlights each element's contribution to easily identify the worst offender
- Provides insight of probable causes and proposes fixes for the administrator to apply
- Provides individual client connectivity visibility throughout the entire lifecycle of its connection to easily identify each connection's result and highlight the failure reason, should there be any

EasyPass Portal with Additional Options

- Self-registration: Form-based access
- Sponsored guest: Guest ambassador-based access
- Paid access: Monetize the Wi-Fi access
- Microsoft Azure: Corporate user login
- Google Login: Web login using Google accounts

**Find out more about
cnMaestro**

XV2-22H Wi-Fi 6 Indoor Wall Plate Access Point




Front Panel



Front Oblique



Back Panel



Bottom / Ports



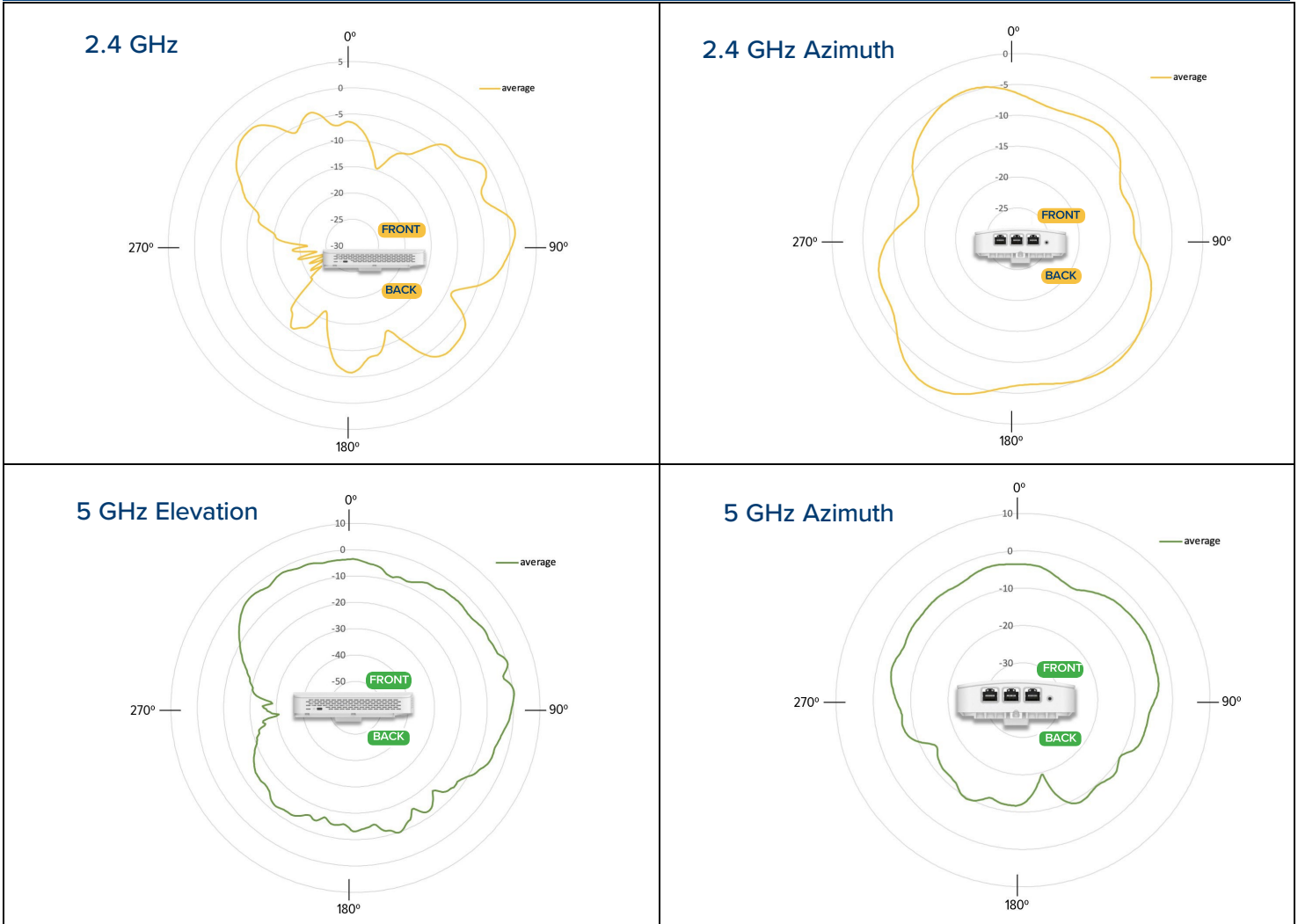
Side Panel



Front / Side / Bottom
Oblique

XV2-22H Wi-Fi 6 Indoor Wall Plate Access Point

Antenna Patterns



2.4 GHz Receive Sensitivity (dBm) Per Chain

| HT20 | | HT40 | |
|------|-------|------|--------|
| MCS0 | -97 | MCS0 | -94 |
| MCS7 | -78 | MCS7 | -75.25 |
| HE20 | | HE40 | |
| MCS0 | -96.5 | MCS0 | -94 |
| MCS7 | -77.5 | MCS7 | -74.5 |

2.4 GHz TX Power Target

| Rate | Pout (dBm) |
|------------|------------|
| MCS0 HT20 | 26 |
| MCS7 HT20 | 23 |
| MCS8 VHT20 | 23 |
| MCS9 VHT40 | 22 |
| MCS11 HE40 | 21 |

5 GHz Receive Sensitivity (dBm) Per Chain

| VHT20 | VHT40 | VHT80 | VHT160 |
|-------|--------|-------|--------|
| MCS0 | -94.5 | MCS0 | -91.5 |
| MCS7 | -76 | MCS7 | -73 |
| MCS0 | -88.5 | MCS0 | -85.5 |
| MCS7 | -69 | MCS7 | -66.5 |
| HE20 | HE40 | HE80 | HE160 |
| MCS0 | -94.5 | MCS0 | -91.5 |
| MCS7 | -75 | MCS7 | -72.5 |
| MCS0 | -88.25 | MCS11 | -63 |
| MCS7 | -69 | MCS8 | -55 |

5 GHz TX Power Target

| Rate | Pout (dBm) |
|--------------------------------|----------------|
| MCS0 VHT20 | 23 |
| MCS7 VHT20 | 18 |
| MCS0 VHT40, VHT80 | 22, 21 |
| MCS7 VHT40, VHT80 | 18, 17 |
| MCS11, HE20, HE40, HE80, HE160 | 16, 15, 15, 14 |

XV2-22H Wi-Fi 6 Indoor Wall Plate Access Point

XV2-22H Ordering Information

| | |
|-------------------------|-----------------------------------------------------------------------------------------------|
| Regulatory Model | XV2-22H |
| XV2-22H0A00-RW | XV2-22H Wi-Fi 6 Wall Plate Access Point, dual-radio, 2x2, 3 x GbE, 48V PoE, BLE/Zigbee/Thread |
| XV2-22H0A00-US | XV2-22H Wi-Fi 6 Wall Plate Access Point, dual-radio, 2x2, 3 x GbE, 48V PoE, BLE/Zigbee/Thread |
| XV2-22H0A00-CA | XV2-22H Wi-Fi 6 Wall Plate Access Point, dual-radio, 2x2, 3 x GbE, 48V PoE, BLE/Zigbee/Thread |
| XV2-22H0A00-EU | XV2-22H Wi-Fi 6 Wall Plate Access Point, dual-radio, 2x2, 3 x GbE, 48V PoE, BLE/Zigbee/Thread |
| C000000L141A | PoE, 60W, 56V, 10GbE DC Injector, Indoor, Energy Level 6 Supply |
| N000000L034B | PoE, 30.5W, 56V, GbE DC Injector, Indoor, Energy Level 6 Supply, accepts C5 connector |
| N000900L017A | PoE, 15.4W, 56V, GbE DC Injector, Indoor, Energy Level 6 Supply, accepts C5 connector |
| PL-DTSTANDB-WW | Desktop stand |
| PL-WALLMNTB-WW | Mounting Adapter, mounts XV2-22H to a flush surface |
| PL-SNWLGNGB-WW | Wall bracket single gang junction box |

cnMaestro X Ordering Information

| | |
|--------------------------|------------------------------------------------------------------------------------------------------------------------|
| MSX-SUB-XV2-22H-1 | cnMaestro X for one XV2-22H AP. Creates one Device Tier 3 slot. Includes Cambium Care Pro support. 1-year subscription |
| MSX-SUB-XV2-22H-3 | cnMaestro X for one XV2-22H AP. Creates one Device Tier 3 slot. Includes Cambium Care Pro support. 3-year subscription |
| MSX-SUB-XV2-22H-5 | cnMaestro X for one XV2-22H AP. Creates one Device Tier 3 slot. Includes Cambium Care Pro support. 5-year subscription |

Cambium Care Support

| | |
|----------------------------|------------------------------------------------------------------------------------------------------------------------------------------------|
| CCADV-SUP-XV2-22H-1 | Cambium Care Advanced, 1-year support for one XV2-22H Wi-Fi 6/6E AP. 24x7 TAC support, SW updates, and NBD advance replacement for HW |
| CCADV-SUP-XV2-22H-3 | Cambium Care Advanced, 3-year support for one XV2-22H Wi-Fi 6/6E AP. 24x7 TAC support, SW updates, and NBD advance replacement for HW |
| CCADV-SUP-XV2-22H-5 | Cambium Care Advanced, 5-year support for one XV2-22H Wi-Fi 6/6E AP. 24x7 TAC support, SW updates, and NBD advance replacement for HW |
| CCPRO-SUP-XV2-22H-1 | Cambium Care Pro, 1-year support for one XV2-22H Wi-Fi 6/6E AP. 24x7 TAC support and SW updates |
| CCPRO-SUP-XV2-22H-3 | Cambium Care Pro, 3-year support for one XV2-22H Wi-Fi 6/6E AP. 24x7 TAC support and SW updates |
| CCPRO-SUP-XV2-22H-5 | Cambium Care Pro, 5-year support for one XV2-22H Wi-Fi 6/6E AP. 24x7 TAC support and SW updates |
| CCADV-UPG-XV2-22H-1 | Cambium Care Advanced Add-on to cnMaestro X, 1-year support for one XV2-22H. 24x7 TAC support, SW updates, and NBDS advance replacement for HW |
| CCADV-UPG-XV2-22H-3 | Cambium Care Advanced Add-on to cnMaestro X, 3-year support for one XV2-22H. 24x7 TAC support, SW updates, and NBDS advance replacement for HW |
| CCADV-UPG-XV2-22H-5 | Cambium Care Advanced Add-on to cnMaestro X, 5-year support for one XV2-22H. 24x7 TAC support, SW updates, and NBDS advance replacement for HW |

XV2-22H Wi-Fi 6 Indoor Wall Plate Access Point

LIMITED WARRANTY

Cambium Networks XV2-22H Wi-Fi 6 is covered by a limited lifetime hardware warranty for a period of 5 years after end of sale.

ABOUT CAMBIUM NETWORKS

Cambium Networks enables service providers, enterprises, industrial organizations, and governments to deliver exceptional digital experiences and device connectivity with compelling economics. Our ONE Network platform simplifies management of Cambium Networks' wired and wireless broadband and network edge technologies. Our customers can focus more resources on managing their business rather than the network. We make connectivity that just works.

cambiumnetworks.com