

Twoja Infrastruktura IT

netf.pl

NETF, specjalizujemy się w sprzedaży zaawansowanej infrastruktury IT. Znajdą tu Państwo szeroki asortyment produktów od czołowych światowych producentów sprzętu i oprogramowania IT, w tym H3C, Huawei, Cisco, Juniper, Fortinet, a także Dell, IBM, CommVault i ESET. Dzięki współpracy z tymi renomowanymi partnerami, NETF zapewnia swoim klientom dostęp do najnowocześniejszych rozwiązań technologicznych.

**Bezpieczeństwo,
Efektywność,
Optymalizacja**





H3C WA6528i New Generation Access Point

802.11ax Indoor Series Access Point



New H3C Technologies Co., Limited

H3C WA6528i New Generation 802.11ax Indoor Series Access Point

Overview

H3C WA6528i is a new generation Wi-Fi 6 product that complies with the 802.11ax standard.

The access point has triple-radio 8 streams and with built-in antenna, including 4x4 5GHz, and 4x4 2.4GHz, achieving speeds up to 5.375 Gbps. The access point has a 5GE electrical port and a 1GE PSE port, the poe_out interface can be used for external power supply and external IoT expansion.

This access point supports both wall-mounted and ceiling-mounted installation and is designed for high-end enterprise offices, high-density wireless access, multi-party video conferencing, online teaching, exhibition centers, and other scenarios that require high-bandwidth and high-quality network experience.



H3C WA6528i New Generation 802.11ax Indoor Series Access Point_T



H3C WA6528i New Generation 802.11ax Indoor Series Access Point_F

Features and Benefits

Wi-Fi 6 (802.11ax) Standards

Orthogonal Frequency Division Multiple Access (OFDMA)

802.11ax uses OFDMA to allow multiple users to transmit data simultaneously. OFDMA splits a channel into sub-channels, known as resource units (RUs), with specific subcarriers, and assigns RUs to different users for simultaneous transmission. OFDMA enables simultaneous multi-user transmission and reduces latency caused by channel contention.

DL/UL MU-MIMO

DL/UL MU-MIMO technology allows AP to send data to multiple stations simultaneously, breaking through the traditional wireless serial communication mechanism, increasing the utilization rate of wireless spectrum resources, and improving the number of effective access users and access experience under high-density deployment.

BSS Coloring

Spatial reuse allows the access points and their clients to differentiate between BSSs, assigns a different color per BSS to help access point identify co-channel interference and stop transmission in time. This optimizes frequency reuse and improves network capacity.

Target Wake Time (TWT)

TWT improves power efficiency and reduces contention by increasing client sleep time and allowing negotiation of the times that clients can access the medium.

Innovative AI-Native Capabilities

The access point can realize AI-based radio frequency (RF) management, the connection of the terminal to the network, service assurance, and healing of the network through the convergence of cloud, networking and edge and H3C's iRadio, iStation, iHeal, and iEdge technologies.

Security Policy

Wireless security guarantee

The APs support WPA2-Personal, WPA2-Enterprise, WPA3-Personal, WPA3-Enterprise authentication and encryption modes to ensure security of the wireless network.

Analysis on Non-Wi-Fi Interference Sources

APs can analyze the spectrum of non-Wi-Fi interference sources and identify them, including Bluetooth devices, wireless audio transmitters, and microwave ovens. Coupled with H3C AD-Campus, the locations of the interference sources can be detected, and the spectrum of them displayed, enabling the administrator to remove the interference in a timely manner.

Rogue Device Monitoring

APs support WIPS, and can monitor, identify, defend, counter, and perform refined management on the rogue devices, to provide security guarantees for air interface environment and wireless data transmission.

Link Protection

The CAPWAP link protection and DTLS encryption provide security assurance, improving data transmission security between the AP and the AC.

Real Time Spectrum Guard (RTSG)

Real-Time Spectrum Guard (RTSG) is the innovative H3C professional state-monitoring solution for the wireless spectrum. APs support the internal RF data acquisition module to achieve deeply integrated monitoring and real time spectrum protection.

Network optimization

Doctor AP

Doctor AP mode, combining H3C AC and H3C Cloudnet platform, collects wireless network information for scenarios where terminal access is abnormal, and analyzes and locates wireless faults quickly and accurately.

RRM

Radio Resource Management (RRM), the AP monitors air interface channel utilization, channel interference, and signal conflict in real time, and works with H3C Cloudnet to adjust RF parameters such as working channel, bandwidth, and power in a timely manner to maintain the optimal RF resource status.

RROP

Radio Resource Optimization Policy (RROP) refers to the collection of multiple wireless air interface optimization methods, which is committed to reducing or controlling the consumption of air interface media resources by management packets, broadcast packets, and invalid packets. Set aside more resources to provide users with better wireless application services.



SACP

The Station Access Control Policy (SACP) restricts, controls, and guides the access of wireless terminals to better AP or wireless services. In addition, terminal traffic is controlled and scheduled according to network applications to improve the overall performance of the wireless network and improve the experience and effect of wireless access applications.

Roaming Protection

Wireless AP fully supports the Fast BSS Transition function defined in the 802.11r standard, which can accelerate the roaming process of wireless users, reduce the probability of connection interruption, and improve the roaming service quality. Through 802.11k protocol mechanism, AP and wireless client interact with each other to perceive the network topology in multiple dimensions. The AC recognizes and calculates the roaming time and roaming access location of the wireless client in full view, and negotiates the switch with the client through 802.11v and 802.11r mechanisms.

Cellular Coexistence Feature (CCF)

The access point uses built-in software filtering to minimize the impact of interference from 3G/4G cellular networks.

Application Guarantee

Application identification

APs support smart application control technology and can implement visualized control on Layer 4 to Layer 7 applications. Coupled with H3C WLAN ACs, the APs can identify a large number of common applications in various office scenarios. Based on the identification results, policy control can be implemented on user services, including priority adjustment, scheduling, blocking, and rate limiting to ensure efficient bandwidth resource and improve quality of key services.

Flexible Networking

AC-based Management

The access point supports Fit AP mode and can be managed by the Wireless Service Manager (WSM) component of the H3C Intelligent Management Center (IMC). WSM offers a simple and user-friendly management platform for wireless network administrators. It implements panel management, troubleshooting, performance monitoring, software version control, configuration management, and user access management of wireless devices.



Cloud-based Management

This access point supports cloud AP mode, which can be managed through the cloud without deploying wireless controllers and authentication servers. It supports multiple authentication methods such as PPSK, Portal, 802.1X, SMS, and social media. At the same time, the cloud management platform can monitor the device status and terminal connection status, comprehensively evaluate and optimize the business operation status of the entire wireless network, and achieves the optimal wireless network Total Cost of Ownership (TCO).

Anchor-based Management

Anchor mode is designed for small-scale networks, the access point supports Anchor mode, it integrates some of the functions of the wireless controller and can be used to manage a small number of Fit APs without licenses, thus saving customer investment.

Power Saving

The access point employs a green design that supports Dynamic and Static SM Power Saving (SMPS), Enhanced Automatic Power Save Delivery (E-APSD). It can dynamically adjust the MIMO working mode and efficiently put terminals to sleep.

The access point supports green AP mode that enables single radio standby and allows for more precise power control.

The access point supports the innovative per-packet power control (PPC) technology, which reduces standby power consumption and improves mobile device standby time.

Technical specifications

Hardware specifications

| | |
|------------------------|---|
| Name | WA6528i |
| Weight | 1.05Kg |
| Dimensions (W × D × H) | 225mm X 225mm X 40mm |
| Interface | 1 x 100/1000M/2.5G/5G Multigigabit Ethernet, RJ-45, PoE input 1 x 100/1000M Multigigabit Ethernet, RJ-45, PoE output |
| Console port | 1 × Management console port (RJ-45) |
| USB port | 1(2.0) at 2.5W |
| PoE input | 1 x 100/1000M/2.5G/5G Multigigabit Ethernet, 802.3bt/at |
| PoE output | 1 x 100/1000M Multigigabit Ethernet, 802.3af |
| Local power supply | 54V DC |
| Antenna Type | Built-in omni-directional antenna |
| Antenna Gain | 5GHz peak gain: 6dBi 2.4GHz peak gain: 4dBi <i>Note: The equivalent antenna gain is 5dBi in 5GHz and 3dBi in 2.4GHz</i> |
| Built-in IoT Module | BLE5.1 |
| External IoT Module | RFID/Zigbee |
| Frequency bands | 2.400 to 2.4835GHz ISM 5.150 to 5.250GHz U-NII-1 5.250 to 5.350GHz U-NII-2A 5.470 to 5.725GHz U-NII-2C 5.725 to 5.850GHz U-NII-3/ISM <i>Note: The available bands and channels are dependent on the configured regulatory domain (country)</i> |
| Modulation technology | OFDM: BPSK@6/9Mbps, QPSK@12/18Mbps, 16-QAM@24Mbps, 64-QAM@48/54Mbps DSSS: DBPSK@1Mbps, DQPSK@2Mbps, CCK@5.5/11Mbps |
| Modulation mode | 11b: DSSS: CCK@5.5/11Mbps, DQPSK@2Mbps, DBPSK@1Mbps |



| | | | |
|--------------------------------------|---|--|--|
| | 11a/g: OFDM: 64QAM@48/54Mbps, 16QAM@24Mbps, QPSK@12/18Mbps, BPSK@6/9Mbps 11n: MIMO-OFDM: BPSK, QPSK, 16QAM, 64QAM 11ac: MIMO-OFDM: BPSK, QPSK, 16QAM, 64QAM, 256QAM 11ax: MIMO-OFDM: BPSK, QPSK, 16QAM, 64QAM, 256QAM, 1024QAM | | |
| Maximum transmit power | 5GHz: 26dBm 2.4GHz: 26dBm <i>Note: Transmit power is multi-chain combined power, no antenna gain is included. The actual transmit power depends on local laws and regulations</i> | | |
| Adjustable power granularity | 1 dBm | | |
| Reset/restoration to factory default | support | | |
| Kensington Lock | support | | |
| Installation | wall mounting/ceiling mounting | | |
| LED | Alternating flashing mode, orange/green/blue for different working states | | |
| Temperature | Operating temperature: - 10°C to +55°C Storage temperature: - 40°C to +70°C | | |
| Humidity | Operating humidity: 5% to 95% (non-condensing) Storage humidity: 5% to 95% (non-condensing) | | |
| Protection class | IP42 | | |
| Overall power consumption | 42.5W (including PSE and USB) 25W (excluding PSE and USB) <i>Note: Power required at the power source equipment (PSE) will depend on the cable length and other environmental issues.</i> | | |
| Safety Standards | IEC/EN 62368-1 GB 4943.1 SRRC | | |
| EMC Standards | EN 301 489-1 EN 301 489-3 EN 301 489-17 EN 60601-1-2 | CISPR 32 CISPR 35 AS/NZS CISPR32 ICES-003 Issue 7 | IEC/EN 61000-4-2 IEC/EN 61000-4-3 IEC/EN 61000-4-4 IEC/EN 61000-4-5 |



| | | | |
|------------------|---|--|---|
| | EN 55032 EN 55035 | GB/T 9254.1 GB/T 9254.2 GB 17625.1 GB 17625.2 | IEC/EN 61000-4-6 IEC/EN 61000-4-8 IEC/EN 61000-4-11 IEC/EN 61000-3-2 IEC/EN 61000-3-3 |
| Radio Standards | ETSI EN 300 328 ETSI EN 301 893 ETSI EN 300 440 FCC Part 15E | | |
| RoHS Standards | DIRECTIVE 2011/65/EU (EU) 2015/863 | | |
| Health Standards | EN 50385:2017 EN IEC 62311:2020 | | |
| MTBF (25°C) | 212 years | | |

Software specifications

| Name | | WA6528i |
|---------------------|----------------------------|---|
| Product positioning | Basic information | Indoor, triple radio AP, 802.11a/b/g/n/ac/ac Wave 2/ax |
| | Frequency and MIMO: | 5GHz, 4×4:4, 4.8Gbps 2.4GHz, 4×4:4, 1.15Gbps 5GHz/2.4GHz, 1×1:1, Only for scanning |
| | Compliance and bandwidth | 5GHz, 802.11a/n/ac/ax 20MHz/40MHz/80MHz/160MHz (Scanning radio does not support 160MHz) 2.4GHz, 802.11b/g/n/ax 20MHz/40MHz |
| | Maximum transmission speed | 5.95Gbps (4x4 160MHz on 5GHz, and 4x4 40MHz on 2.4GHz) |
| | Maximum number of clients | 1024 (512 on 5GHz, and 512 on 2.4GHz) |

| | | |
|-------------|--|--|
| | | <i>Note: the actual number of users varies according to the environment</i> |
| | Maximum number of SSIDs for each radio | 16 |
| 802.11ax | MU-MIMO | Support DL MU-MIMO/ UL MU-MIMO |
| | OFDMA | Support DL OFDMA/ UL OFDMA |
| | TWT | Target Wake Time, allowing clients to sleep for a predetermined period of time and be awakened only when network communication is needed, effectively reducing the power consumption |
| | BSS coloring/SR | Spatial reuse, dividing different BSSs into different colors to avoid co-frequency interference and improve the user experience of wireless networks |
| WLAN basics | A-MPDU | Aggregated MAC Protocol Data Unit, Improves the data transmission efficiency of wireless networks by optimizing the composition of TX/RX directional data packets |
| | A-MSDU | Aggregated MAC Service Data Unit, Improves the data transmission efficiency of wireless networks by optimizing the composition of TX/RX directional data packets |
| | LDPC | Low-density Parity-Check, Improves the communication efficiency of wireless networks through error correction coding technology |
| | STBC | Space-Time Block Coding, Improve the Channel capacity of wireless networks through multi-antenna coding technology |
| | DFS | Dynamic Frequency Selection, automatically identify DFS frequency bands, automatically adjust frequencies of the devices, and avoid interference with other devices |
| | TxBF | Transmit Beamforming, Improve the signal-to-noise ratio of wireless network signal transmission by adjusting the beam direction of antenna transmitting signals |
| | MRC | Maximum-ratio combining, improve signal reception quality |
| | CDD/CSD | Cyclic Delay Diversity/Cyclic Shift Diversity, improve signal reception quality |

| | | |
|-------------------|-------------------------------------|--|
| Tunnel management | CAPWAP tunnel | Support unicast/broadcast/DNS/DHCP/static IP method for discovering AC |
| | NAT | Support NAT between AC and AP |
| | DTLS | Tunnel between AC and AP supports DTLS encryption |
| | IPv4/IPv6 | Tunnel between AC and AP supports IPv4 and IPv6 |
| | Time synchronization | Support synchronizing clock information from AC |
| | Dual tunnel | Support establishing CAPWAP tunnels with two ACs |
| | PPPOE | Support PPPOE Client |
| | EoGRE | EoGRE (Ethernet over GRE), generic Routing Encapsulation, used to encapsulate and unpack Ethernet data packets |
| | IPsec | Cloud AP mode Supports IPsec |
| WLAN extension | RF adjustment | Support Automatic channel/power/bandwidth adjustment |
| | SSID hiding | Restrict access and improve wireless network security by SSID hiding |
| | Limit the number of connected users | Supports SSID/RF based |
| | Forwarding mode | Centralized forwarding/local forwarding/policy forwarding <i>Note: The AP supports centralized forwarding/policy forwarding only on the AC in Fit AP mode</i> |
| | Local forwarding | Local forwarding based on SSID and VLAN |
| | VLAN binding | Supports interface/SSID/MAC binding VLAN based |
| | User isolation | VLAN-based user isolation SSID-based user isolation |
| | Load balancing | Supports traffic-based load balancing Supports user-based load balancing Supports frequency band-based load balancing, dual-5G devices only |

| | | |
|-----------------------|--|---|
| | Band steering | Improve service quality by prioritizing access to 5G frequency bands for wireless clients |
| | Roaming | Support 802.11k and 802.11v smart roaming |
| | | Support 802.11r fast transition roaming |
| | Multicast enhancement | Supports IPv4/IPv6 MLD Snooping/IGMP Snooping |
| | | Convert multicast data into unicast data for transmission, reducing network congestion |
| | Wireless locating | The AP supports BLE locating only on the AC in Fit AP mode |
| | | The AP supports RSSI locating only on the AC in Fit AP mode |
| | IOT | Support Built-in BLE, External RFID and ZigBee |
| | Mesh | Mesh link |
| | | Mesh link security |
| Multi-hop Mesh | | |
| Wireless probing | Monitor the wireless network environment by monitoring wireless network messages | |
| Hotspot 2.0 | The AP supports Hotspot 2.0 only on the AC in Fit AP mode | |
| Bonjour gateway | Forwarding mDNS packets across VLANs | |
| User Authentication | 802.1X authentication | Support local 802.1X authentication |
| | | Support remote 802.1X authentication |
| | MAC authentication | Support local MAC authentication |
| | | Support remote MAC authentication |
| | Portal authentication | Support local Portal authentication |
| | | Support remote Portal authentication |
| | | Support Guest/Captive portal |
| | | Support portal mac-trigger |
| Support portal escape | | |
| PSK | Support PSK and Private-PSK | |



| | | |
|------------------------------------|--|--|
| | PPSK | Private Pre-Shared Key, obtain passwords to access wireless networks through the Cloudnet platform |
| | Social Media APPs Authentication | Cloud AP mode Support Google/Facebook/Twitter |
| | Extensible Authentication Protocol (EAP) | EAP-Transport Layer Security (TLS) |
| | | EAP-Tunneled TLS (TTLS) |
| | | Microsoft Challenge Handshake Authentication Protocol (MSCHAP) v2 |
| | | Protected EAP (PEAP) v0 or EAP-MSCHAP v2 |
| | | EAP-Flexible Authentication via Secure Tunneling (EAP-FAST) |
| | | PEAP v1 or EAP-Generic Token Card (GTC) |
| | | EAP-Subscriber Identity Module (SIM) |
| | Wireless Security | Encryption |
| WPA2-Personal (802.11i) | | |
| WPA2-Enterprise with 802.1X | | |
| WPA3-Personal, WPA3-Enterprise | | |
| WPA3-Enhanced Open (OWE) | | |
| Advanced Encryption Standard (AES) | | |
| Forwarding security | | Packet filtering MAC address filtering Broadcast storm suppression |
| Wireless EAD | With the EAD (End user Admission Domination) solution, it implements security policies on user terminals accessing the network to improve wireless network security Coupled with EAD (End user Admission Domination) solution, implement security policies for terminals accessing the network to improve wireless network security | |

| | | |
|---------------------|-----------------------------|--|
| | Management frame protection | Provide management frame protection for wireless clients to enhance wireless network security |
| | 802.1X Client | Provide Ethernet port access protection for AP to enhance wireless network security |
| | WIPS | Wireless Intrusion Prevention System, protect the network from unauthorized access, such as Rogue AP, Rogue client, Rogue Wireless Bridge, Ad-hoc |
| | IPSG | IP source guard (IPSG) prevents spoofing attacks by using an IPSG binding table to filter out illegitimate packets. |
| Layer 2 and Layer 3 | IP address configuration | Static IP/DHCP assigned IP |
| | Multicast | IGMP Snooping/MLD Snooping |
| | DHCP | Server/client/relay |
| | NAT | NAT/NPAT/NAT ALG/NAT LOG |
| | LLDP | Link Layer Discovery Protocol, discovering and identifying other LLDP enabled devices and neighboring devices in the network |
| | STP | Spanning Tree Protocol, preventing loops in the network |
| | IPv4 | Supports ICMP/ACL/DHCP/TFTP/FTP/DNS policy |
| | IPv6 | Supports ICMP/ACL/DHCP/TFTP/FTP/DNS policy |
| Service Assurance | Remote AP | After the tunnel between AC and AP is disconnected, AP continues to provide services to clients |
| | Doctor AP | The AP supports Doctor AP only on the AC in Fit AP mode, simulates wireless client access process, diagnoses network issues, and improves network experience |
| | Spectrum Analysis* | WSA (Wireless Spectrum Analysis), detects interference promptly through real-time analysis of the network spectrum environment |
| | Only 802.11ax accessing | Only wireless clients that support 802.11ax can access the network, improving the network experience |

| | | |
|-----------------|---|--|
| | Intelligent bandwidth guarantee | Ensure that different wireless services can obtain the lowest guaranteed bandwidth during network congestion |
| | Port Aggregation | Multiple uplink ports for port aggregation to increase uplink bandwidth (only applicable to multiple uplink port APs) |
| | Broadcast suppression | Discard ARP request and response packets from wireless clients during the suppression cycle |
| | Prohibit weak signal client access | AP prohibits wireless clients with signals below the threshold from accessing, to avoid low-signal clients occupying more channel resources |
| | Terminal roaming navigation | Adjust the AP transmission power to create more roaming conditions and improve the roaming experience |
| | Actively triggering client relinking | AP actively sends messages to allow wireless clients to reconnect or roam actively |
| | Adjust channel reuse between APs | RF chip adjusts the environmental noise perceived by the device to improve AP transmission efficiency |
| | Fast forwarding function for client data services | Intelligent optimization of RF chip business processing can improve performance |
| | Shorten client sleep time | RF chips shorten client sleep time and improve transmission efficiency through beacons |
| | Software version anomaly repairing | After the software version is damaged due to abnormal circumstances, AP can automatically download the available software version through AC or cloud platform |
| Service quality | WMM | Wi-Fi Multimedia, Improve the service quality of audio and video transmission in wireless networks through EDCA scheduling algorithm |
| | QoS | Priority Class, By marking TOS/DSCP fields to distinguish data streams with different priorities, high priority data streams can be quickly distributed, thereby improving service quality |
| | | Priority Class, supports mapping from wireless priority |



| | | |
|--------------|----------------------------|--|
| | | to wired priority |
| | | QoS policy mapping, support QoS policy mapping based on SSID and VLAN |
| | | Layer 2 to Layer 4 packet filtering and traffic classification |
| | | CAR (Committed Access Rate), by limiting data transmission rate, avoid network congestion caused by traffic congestion |
| | User bandwidth management | Allocate available bandwidth per STA |
| | | Allocate total bandwidth for all STA shares based on SSID |
| | | Dynamically adjust the available bandwidth of STA based on business |
| | ATF | Air Time Fairness, by allocating an equal amount of RF usage time, reducing wireless channel congestion and improving the efficiency and fairness of wireless networks |
| | CAC | Call Admission Control, improve the quality of service for wireless clients that have already received high priority by limiting the number of wireless clients that have received high priority |
| | | Supports number of users/Channel utilization based |
| | Application Identification | Supports layer L2-L7 application identification |
| | | SQA (Software Quality Assurance), identifies audio and video services based on SIP protocol, prioritizing service quality assurance |
| | | UCC (Unified Communications and Collaboration), increase the processing priority of audio and video services and prioritize ensuring service quality |
| Power saving | PPC | Per-Packet Control, reduce device power consumption by adjusting the sending interval of data packets |
| | Green AP mode | Dynamically adjust MIMO configuration based on wireless client access status to reduce device power consumption |

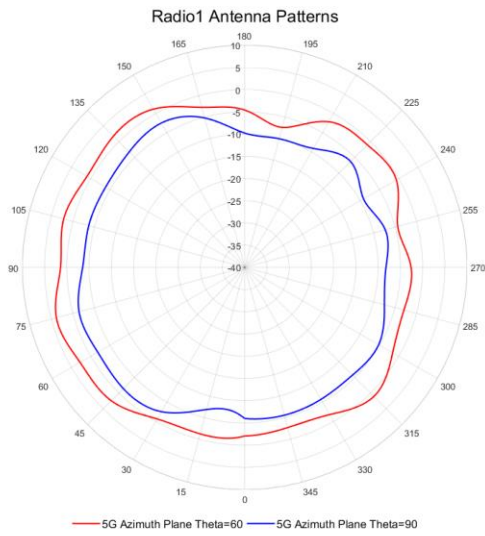
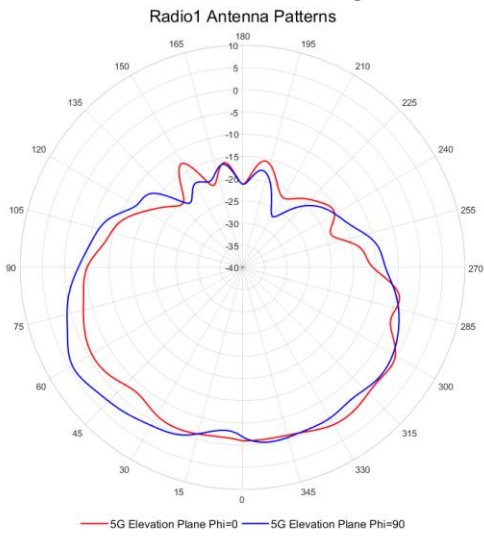
| | | |
|----------------------------|--|--|
| | U-APSD | Unscheduled Automatic Power Save Delivery, reduce device power consumption by scheduling VoIP data streams separately from non-VoIP data streams |
| | SM Power Save | Spatial Multiplexing Power Save, reduce device power consumption through low-power standby mode |
| Management and maintenance | Centralized management | Fit AP mode, managed by AC Cloud AP mode, managed by the Cloudnet platform |
| | GUI | Cloud AP mode Support WEB management via HTTP/HTTPS |
| | SNMP | The AP supports SNMP V1/V2c/V3 only on the AC in Fit AP mode |
| | Remote debugging | Support SSH V2.0/Telnet/FTP/TFTP |
| | Local debugging | Support CLI |
| | Information maintenance | Cloud AP mode Support Syslog |
| | Netconf | Cloud AP mode Support Netconf provides programmable and scalable methods to manage network devices |
| IEEE standards | 802.11 | IEEE 802.11a/b/g/n/ac/ac Wave 2/ax |
| | | IEEE 802.11d/e/h/i/w/u |
| | | IEEE 802.11k/v/r |
| | 802.3 | 802.3af/at/bt |
| 802.15 | 802.15.1 | |
| Wi-Fi Certified | Wi-Fi Alliance: Wi-Fi 6, WMM, WPA, WPA2 and WPA3 – Enterprise, Personal (SAE), Enhanced Open (OWE) | |

NOTE

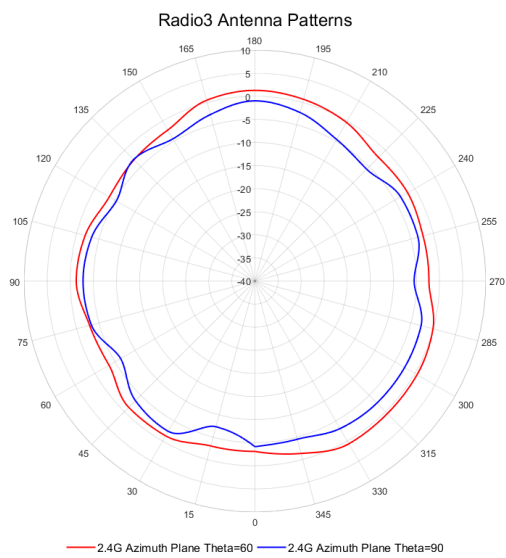
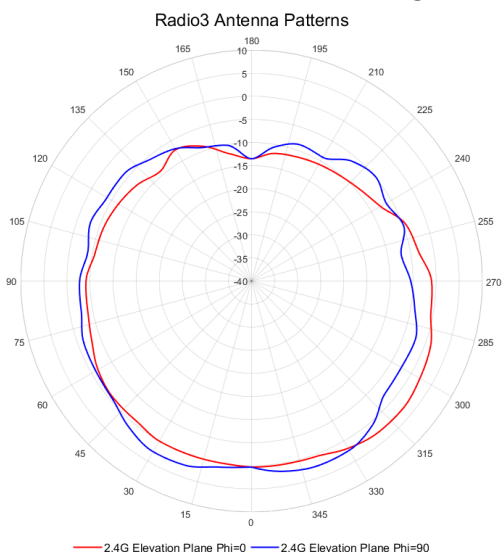
The features marked with * can be implemented through software upgrade.

Antenna Patterns

Radio1: 5GHz (AP front facing down)



Radio2: 2.4GHz (AP front facing down)



Ordering information

| Product ID | Description |
|-------------------|--|
| EWP-WA6528i-FIT | H3C WA6528i Internal Antennas 8 Streams Triple Radio 802.11ax/ac wave2/ac/n Access Point, FIT (mounting brackets included) |
| ADP040-54V-PoE-GL | H3C 54V 40W High Power Adapter Power Supply (including PoE Injector, selected on demand) |
| ADP060-55V-POE-GL | H3C 55V 60W PoE Adapter Power Supply (selected on demand) |
| ADP040-54V-GL | H3C 54V 40W High Power Adapter Power Supply (selected on demand) |



The Leader in Digital Solutions

New H3C Technologies Co., Limited

Beijing Headquarters

Tower 1, LSH Center, 8 Guangshun South Street, Chaoyang

District, Beijing, China

Zip: 100102

Hangzhou Headquarters

No.466 Changhe Road, Binjiang District, Hangzhou, Zhejiang,

China

Zip: 310052

Tel: +86-571-86760000

Copyright ©2021 New H3C Technologies Co., Limited Reserves all rights

Disclaimer: Though H3C strives to provide accurate information in this document, we cannot guarantee that details do not contain any technical error or printing error. Therefore, H3C cannot accept responsibility for any inaccuracy in this document.

H3C reserves the right for the modification of the contents herein without prior notification

<http://www.h3c.com>